



2023-2024 GUIDE

# PLAN YOUR YEAR

STUDENTSFORLIFE.ORG  
I AM THE  
POST-ROE  
GENERATION  
TEXT LIFE TO 445





# WELCOME STUDENTS

- 01 Introduction
- 05 *This is Chemical Abortion*
- 06 Free Speech Issues
- 07 Fast Facts on Abortion
- 09 The Five Pillars
- 11 Important Resources
- 12 Fall Semester Goals
- 13 Fall Calendar Starts
- 19 Spring Semester Goals
- 20 Spring Calendar Starts
- 26 *Standing With You*
- 27 *Students for Life Action*
- 28 *The Campaign for Abortion Free Cities*
- 29 More Opportunities for Pro-Life Activism

## Dear Leaders,

*Students for Life of America* (SFLA) exists to recruit, train, and mobilize the Pro-Life Generation to abolish abortion. We have helped reverse *Roe*, but we cannot stop until abortion is illegal, unavailable, and unthinkable in every state of our country!

This is a big mission, and you are not alone. You are part of a national movement consisting of over 1,400 *Students for Life* groups and more than 150,000 trained youth activists. SFLA always has your back as you fight for the preborn on your campus.

I challenge you to serve, to be bold, and to make a difference. Together, we will abolish Abortion completely in our lifetime!



**Kristan Hawkins**  
President  
*Students for Life of America*





# ABOUT THIS GUIDE

The most effective Students for Life groups use this *Plan Your Year Guide* in order to be ready for activism at a moment's notice. This guide will help you strategize an event in each of the Five Pillars of Student Activism (see page 10).

Your Regional Coordinator is your best support to help you plan the most successful year for your Students for Life group. Your Regional Coordinator can even host a *Plan Your Year* training with your group's leadership team to help you start the school year right.

Contact your Regional Coordinator for more information on how to have a successful year! Don't know who that is? Email:

**{yourstate}@StudentsforLife.org.**



## REGIONAL COORDINATOR

Regional Coordinator's Name: \_\_\_\_\_

Email: \_\_\_\_\_

Cell Phone: \_\_\_\_\_

## MY GROUP & COMMUNITY

As you grow your group, getting involved with your community is an important component of being part of the Pro-Life Movement.

As you go through this guide, make sure you know about upcoming campus and local community events. Be sure to include key dates for your group to plan around like school breaks, exams, annual school events, group meetings, and group leadership meetings.



**STARTING A NEW GROUP?**  
Email [start@StudentsforLife.org](mailto:start@StudentsforLife.org), and we can help you get started!



# CHEMICAL ABORTIONS

MAKE UP MORE THAN 54% OF ALL ABORTIONS.

Roe has been reversed and the abortion industry is desperate to continue making money and ending lives. That is why they are pushing dangerous Chemical Abortion Pills as much as possible. These harmful drugs are their back up plan. The FDA and the Biden Administration have recklessly de-regulated these drugs so that women can go online, to a local pharmacy, or even to a campus health center to obtain these drugs. This puts babies and women's health at risk! Join us in our efforts to oppose the abortion industry's post-Roe plan of pushing these drugs by combatting Chemical Abortions on campus and in our communities!



SCAN HERE to help put an END to Chemical Abortion!

Visit [ThisChemicalAbortion.com](https://ThisChemicalAbortion.com) to watch our docuseries, take action, & download a free toolkit full of resources to combat Chemical Abortion Pills!

## HAVE YOU FACED DISCRIMINATION OR CENSORSHIP ON YOUR CAMPUS?

**You are not alone, and you have a right to stand up for the preborn and yourself!**

Students for Life of America stands with you. Contact us at [freespeech@StudentsforLife.org](mailto:freespeech@StudentsforLife.org) if you are being silenced or discriminated against. We offer *FREE* legal support.

**We stand up for the voiceless. Our voices matter.**  
Do not let anyone silence you in the face of abortion violence.





# FAST FACTS ON ABORTION

- **96%** of secular biologists agree that human life begins at fertilization.
- Fetal heartbeat starts **18–21** days after fertilization, which means that abortion ends a beating human heart.
- **Every abortion either starves, suctions, dismembers, or poisons a preborn human being.**
- **18%** of pregnancies end in abortion.
- The abortion industry is targeting our peers. **46%** of abortions are committed on women less than 25 years of age. That breaks down to **12% on adolescents and 34% on women ages 20–24.**
- **The Supreme Court reversed *Roe v. Wade*, sending the abortion issue back to the states.** Some states have chosen to protect the preborn, while others have continued the legacy of *Roe* by allowing abortion in all nine months of pregnancy, making their laws comparable to human rights abusers like China and North Korea.
- Recent neurological developments suggest that **preborn humans may feel pain as early as 12 weeks.**

To learn more, explore this section of our website:

[StudentsforLife.org/Learn/Abortion-Facts](https://StudentsforLife.org/Learn/Abortion-Facts)





# THE FIVE PILLARS

The Five Pillars of Student Activism are areas of the Pro-Life Movement that we must engage in, in order to abolish abortion. It will also help your group to recruit a range of students and diverse talents. Consider forming committees or another student leadership position to specialize in each pillar...the best leaders make more leaders! To prepare for involvement in all Five Pillars, use the definitions and check-lists on the following pages.

## EFFECTIVE EDUCATION

Bring awareness of the abortion crisis on campus and recruit peers to our mission.

### Effective Education Checklist:

- Our group has a SFLA *President's Binder*.
- Our group is active on social media.
- Our group leaders signed up for SFLA HQ at [StudentsforLifeHQ.com](https://www.studentsforlifehq.com).
- Our group has requested a free training with our Regional Coordinator at [StudentsforLifeHQ.com/FreeTraining](https://www.studentsforlifehq.com/free-training).
- Our group has requested an Event-in-a-Box at [StudentsforLifeHQ.com/EventinaBox](https://www.studentsforlifehq.com/event-in-a-box).
- Our group has requested a tabletop display with our RC at [StudentsforLifeHQ.com/Table](https://www.studentsforlifehq.com/tabletop).

### Effective Education Event Ideas:

- Set a date for our Regional Coordinator to do a display and/or training on our campus.
- Organize a flyer campaign.
- Table at our school.
- Plan on going to the *SFLA National Pro-Life Summit* in D.C. after the January Pro-Life March. Learn more at [ProLifeSummit.org](https://www.prolifesummit.org).

## PUBLIC POLICY

Advocate for pro-life laws and eliminate pro-abortion ones.

### Public Policy Checklist

- We know which pro-life officials are running for office.
- We follow our state's pro-life groups on social media and email.
- We joined *Students for Life Action* to pass pro-life legislation and elect pro-life leaders. Volunteer and consider applying for our State Captain Program at [StudentsforLifeAction.org/Get-Involved](https://www.studentsforlifeaction.org/get-involved).

### Public Policy Event Ideas:

- Join a state pro-life lobby day.
- Collect petition signatures for a pro-life law.
- Join a local city/state march or walk event.

## INDUSTRY IMPACT

Expose the abortion industry and reduce the supply and demand of abortion.

### Industry Impact Checklist:

- See if Planned Parenthood or other pro-abortion resources are in my health center. Contact your Regional Coordinator if you find anything.
- We know where the nearest abortion facility is, their abortion times, and have looked up their inspection reports. Get more info at [CheckmyClinic.org](https://www.checkmyclinic.org)
- We joined *Students for Life's Campaign for Abortion Free Cities* to make abortion illegal and unthinkable on your campus and in your community. To start or join a campaign go to [AbortionFreeCities.org](https://www.abortionfreecities.org).
- Also check if my campus health center or local pharmacy is distributing Chemical Abortion Pills. Go to [StudentsforLifeHQ.com/EmergencyResponse](https://www.studentsforlifehq.com/emergency-response) to download resources to respond and contact my Regional Coordinator.

### Industry Impact Event Ideas:

- Sidewalk counsel at the local abortion facility.
- Join *40 Days for Life* Campaign.
- Host a *Students for Life* display about Planned Parenthood.
- Do abortion worker outreach. Go to: [AbortionWorker.com](https://www.abortionworker.com).
- Join or start a *Campaign for Abortion Free Cities*.
- Host a *Cancel Abortion Cartels* Protest of a local pharmacy that is distributing Chemical Abortion Pills. For more information, go to [StudentsforLifeHQ.com/EmergencyResponse](https://www.studentsforlifehq.com/emergency-response)

## RAPID RESPONSE

Identify, expose, and counter the abortion industry with a truthful pro-life message.

### Rapid Response Checklist:

- We follow pro-choice campus and community groups online.
- We follow pro-choice legislative groups in my state.
- Our group has chalk, posters, markers, topic cards, and pregnancy resources that can be quickly used in response to pro-abortion events.

Rapid Response events are difficult to plan for. They require quick thinking and action. Be on the lookout for pro-abortion events and make sure that the pro-life message doesn't go unheard. If your school hosts annual pro-abortion events, speakers, or a very biased Sex Week, you can plan for those. Respond by hosting your own event, tabling, or handing out alternative life-affirming resources and knowledge. Your Regional Coordinator may reach out about community Rapid Response events you should attend.

## SUPPORTIVE SERVICES

Provide help and resources to those targeted by the abortion industry.

### Supportive Services Checklist:

- We have a good relationship with our local Pregnancy Help Center.
- Our campus group knows how to help and direct pregnant students.
- Become a *Standing With You* advocate to support women on your campus and in community. Learn more and become an advocate at [StandingWithYou.org/Advocate](https://www.standingwithyou.org/advocate).
- Sign the *Standing With You* Pledge at [StandingWithYou.org/Pledge](https://www.standingwithyou.org/pledge).

### Supportive Services Event Ideas:

- Tour the local Pregnancy Help Center.
- Do a diaper drive to collect donations.
- Distribute life-affirming resources on campus.
- Host a *Standing With You* training.
- Work to change campus policy and implement resources to benefit pregnant and parenting students.
- Partner with *Standing With You* to be equipped to support women in need with trainings, resources, and more!



# IMPORTANT RESOURCES

Is your group experiencing violations to your free speech rights? Contact [FreeSpeech@StudentsforLife.org](mailto:FreeSpeech@StudentsforLife.org)

Learn more about advocating for pro-life laws with SFLAction at [StudentsforLifeAction.org](http://StudentsforLifeAction.org).

For resources to support pregnant and parenting students on your campus, contact: [PregnancyResources@StudentsforLife.org](mailto:PregnancyResources@StudentsforLife.org)  
Or visit [StandingWithYou.org](http://StandingWithYou.org)

For *Plan Your Year* resources, go to: [StudentsforLifeHQ.com/Plan](http://StudentsforLifeHQ.com/Plan)



## FALL SEMESTER GOALS






### Top Three Goals:

1. \_\_\_\_\_
2. \_\_\_\_\_
3. \_\_\_\_\_

To Do: \_\_\_\_\_  
\_\_\_\_\_  
\_\_\_\_\_

### 5 Pillars Events Checklist

Write the event you did or plan to do in each pillar.

 <b>EFFECTIVE EDUCATION</b>	
 <b>PUBLIC POLICY</b>	
 <b>INDUSTRY IMPACT</b>	
 <b>RAPID RESPONSE</b>	
 <b>SUPPORTIVE SERVICES</b>	



# JULY 2023

PLAN FOR SUCCESS MONTH

SUNDAY	MONDAY	TUESDAY	WEDNESDAY	THURSDAY	FRIDAY	SATURDAY
						01
02	03	04 Independence Day	05	06	07	08
09	10	11	12	13	14	15
16	17	18	19 Ra's as-Sanah	20	21	22
23	24	25	26	27	28	29
30	31					



For all the resources and sign-up pages, go to [StudentsforLifeHQ.com/Plan](https://StudentsforLifeHQ.com/Plan)

# AUGUST 2023

RECRUITMENT & STANDING WITH YOU MONTH

SUNDAY	MONDAY	TUESDAY	WEDNESDAY	THURSDAY	FRIDAY	SATURDAY
		01	02	03	04	05
06	07	08	09	10	11	12
13	14 Standing With You Week: Become an Advocate	15 Standing With You Week: Visit your local Pregnancy Center	16 Standing With You Week: Start an Item Drive	17 Standing With You Week: Sidewalk Advocates for Life Training	18 Standing With You Week: Create Blessing Bags	19 Standing With You Week: National Pro-Life Gen Sidewalk Day
20	21	22	23	24	25	26
27 Standing With Her Sunday	28	29	30	31		



For all the resources and sign-up pages, go to [StudentsforLifeHQ.com/Plan](https://StudentsforLifeHQ.com/Plan)

## Event Ideas

Host a *Plan Your Year* (PYY) Training with your Regional Coordinator

## Suggested Resources

- *Plan Your Year Guide*
- *Plan Your Year Training* with your Regional Coordinator
- Utilize our Post-Roe Checklist to ensure that your group is effectively combating abortion in this post-Roe America.

## How to Plan Your Year

1. Contact your Regional Coordinator at [\[yourstate\]@studentsforlife.org](mailto:[yourstate]@studentsforlife.org).
2. Schedule a time with your Regional Coordinator and group leaders.
3. Prepare PYY session by checking your school calendar for days off and major weeks like Fall Break, Spring Break, Midterms, Finals, and Homecoming Week!
4. Also, come prepare with some ideas to share with your Regional Coordinator and other group leaders.
5. Remind your group leaders of the meeting prior to PYY session.
6. Join your Regional Coordinator and PLAN YOUR YEAR!

## Event Ideas

- Table at your school's Club Fair
- Participate in *Standing With You Spirit Week* and National Pro-Life Gen Sidewalk Day
- Host a *Standing With Her Sunday* at your local church

## Suggested Resources

- Request *Standing With You Spirit Week* materials at [StudentsforLife.org/SWYWeek](https://StudentsforLife.org/SWYWeek).
- Host a tabletop with your Regional Coordinator.
- *Request a Recruitment Event -in-a-Box*.
- Sign up and receive materials for *Standing With Her Sunday* at [StandingWithYou.org](https://StandingWithYou.org)

## How to Host a Recruitment Tabling

1. Request tabling space through your school's administration.
2. Contact your Regional Coordinator for tabling supplies and a tabletop.
3. Request a *Recruitment Event -in-a-Box* at [StudentsforLifeHQ.com/EventinaBox](https://StudentsforLifeHQ.com/EventinaBox).
4. Reach out to your group to get at least 2 volunteers to represent your club each hour.
5. Schedule a Recruitment Training with your Regional Coordinator.
6. Consider planning a fun event like a movie screening or a meet & greet to invite new group members to while you table at the fair.
7. Get some fun items for your table (candy, fun giveaways, etc.).
8. On the day of the club fair, arrive early, set up, and recruit!
9. Remember to smile and stand in front of the table (don't sit)!
10. Follow up with new group contacts within 24 hours of the table display and invite them to your next meeting/fun event!



# SEPTEMBER 2023

TABLE FOR LIFE MONTH

SUNDAY	MONDAY	TUESDAY	WEDNESDAY	THURSDAY	FRIDAY	SATURDAY
					01	02
03	04 Labor Day	05 SFLA National Fall Campus Tour Starts	06	07	08	09
10	11 Remembrance Day	12	13 Policy Change Webinar	14	15 Rosh Hashanah Begins	16
17	18 Respect Life Webinar	19 Rosh Hashanah Ends	20	21	22	23
24	25	26	27 40 Days for Life Begins	28	29	30



### HOW TO HOST THE FALL TOUR:

Request to host Students for Life of America's National Fall Campus Tour at [StudentsforLifeHQ.com/CampusTour](https://StudentsforLifeHQ.com/CampusTour).

For all the resources and sign-up pages, go to [StudentsforLifeHQ.com/Plan](https://StudentsforLifeHQ.com/Plan)

# OCTOBER 2023

RESPECT LIFE MONTH

SUNDAY	MONDAY	TUESDAY	WEDNESDAY	THURSDAY	FRIDAY	SATURDAY
01 National Life Chain Sunday	02	03	04	05	06	07
08	09 Columbus Day	10	11 Apologetics Webinar	12	13	14
15 Pregnancy & Infant Loss Remembrance Day	16	17 National Silent Day of Solidarity & National Pro-Life Chalk Day	18 Abortion Free Cities Webcast	19	20	21
22	23	24	25	26	27	28
29	30 Halloween	31				



For all the resources and sign-up pages, go to [StudentsforLifeHQ.com/Plan](https://StudentsforLifeHQ.com/Plan)

## Event Ideas

- Fall Tour
- *When Do Human Rights Begin* Table Display
- Host the SFLA National Fall Campus Tour on your campus
- Attend the Policy Change Webinar at [StudentsforLife.org/Webinar](https://StudentsforLife.org/Webinar).

## Suggested Resources

- *Pro-Life Apologetics* Training with your Regional Coordinator.
- *When Do Human Rights Begin?* Tabletop.
- Request to host the tour at [StudentsforLifeHQ.com/CampusTour](https://StudentsforLifeHQ.com/CampusTour)
- Join our Respect Life Month Webinar at [StudentsforLife.org/RespectLifeWebinar](https://StudentsforLife.org/RespectLifeWebinar)

## How to Host a When Do Human Rights Begin? Tabletop

1. Contact your Regional Coordinator to host a tabletop or submit a request through [StudentsforLifeHQ.com/Table](https://StudentsforLifeHQ.com/Table).
2. Set date and time that is best for your Regional Coordinator and group.
3. Request table space with your school's administration for at least 2 1/2 hours.
4. Encourage your group to sign up for volunteer time.
5. Promote the event on your group's social media and with flyers on campus.
6. Prepare to have productive conversations with a *Pro-Life Apologetics* training with your Regional Coordinator and confirm volunteers.
7. At the display, smile, stand in front of the table (don't sit). Encourage effective dialogue by listening to understand the other person's point of view, asking clarifying questions, finding common ground, and being nice!
8. REMEMBER: Our goals to win hearts and minds for Life, not just win arguments.
9. Always return to the most important reason to be pro-life: human life begins at conception and as members of the human family, the unborn deserve protection.

## Event Ideas

- Join a National Pro-Life Campaign like *40 Days for Life*.
- *Respect Life* Mass and/or Prayer Vigil for Life!
- Utilize our *Respect Life* EIB to host a Life Chain, Chalk Day, and more!
- Attend the Policy Change Webinar at [StudentsforLife.org/Webinar](https://StudentsforLife.org/Webinar).

## Suggested Resources

- Apologetics Webinar
- SFLA's *Respect Life Event-In-a-Box* (EIB). Register for the 2024 National Pro-Life Summit: [ProLifeSummit.com](https://ProLifeSummit.com).
- Request our *Chemical Abortion Digital Toolkit* at [StudentsforLifeHQ.com/EmergencyResponse](https://StudentsforLifeHQ.com/EmergencyResponse).
- Order your Chalk Day materials at [StudentsforLife.org/Chalk](https://StudentsforLife.org/Chalk).

## How to Host a This Is Chemical Abortion Docuseries Screening

1. Download a *Chemical Abortion Digital Toolkit* at [StudentsforLifeHQ.com/EmergencyResponse](https://StudentsforLifeHQ.com/EmergencyResponse).
2. Pick a date and time to host the screening. Make sure to pick a time that works for most of your group members.
3. Request a space at your school to host the screening. Ensure that the space has the tech needed for the screening (speaker, projector, etc.).
4. Create flyers to promote the screening and post them in high trafficked areas on campus.
5. Consider tabling with your Regional Coordinator. Request our *This Is Chemical Abortion* Tabletop at [StudentsforLifeHQ.com/Table](https://StudentsforLifeHQ.com/Table).
6. On the day of the event, arrive early to ensure that all the tech is working. Greet attendees and have a sign-up sheet for non-group members.
7. View the screening at [ThisIsChemicalAbortion.com/Docuseries](https://ThisIsChemicalAbortion.com/Docuseries).
8. After viewing the screening, utilize the *This Is Chemical Abortion* Docuseries Screening Guide in your digital toolkit download to host a discussion with the docuseries attendees.
9. Make sure to follow up with any potential group members within 24-48 hours after the event.
10. Continue to combat Chemical Abortion Pills on your campus and in your community with your digital toolkit!



# NOVEMBER 2023

NATIONAL ADOPTION MONTH

SUNDAY	MONDAY	TUESDAY	WEDNESDAY	THURSDAY	FRIDAY	SATURDAY
			01	02	03	04 40 Days for Life Ends
05	06	07	08	09	10 Veteran's Day	11
12	13	14	15	16	17	18
19	20	21	22	23 Thanksgiving	24	25
26	27	28	29	30		



For all the resources and sign-up pages, go to [StudentsforLifeHQ.com/Plan](https://StudentsforLifeHQ.com/Plan)

# DECEMBER 2023

SUPPORT YOUR PREGNANCY CENTER MONTH

SUNDAY	MONDAY	TUESDAY	WEDNESDAY	THURSDAY	FRIDAY	SATURDAY
					01	02
03	04	05	06	07 Pearl Harbor Remembrance Day	08	09
10	11	12	13	14	15	16
17	18	19	20	21	22	23
24 Christmas Eve	25 Christmas & Hanukkah Begins	26	27	28	29	30
31 New Year's Eve						



For all the resources and sign-up pages, go to [StudentsforLifeHQ.com/Plan](https://StudentsforLifeHQ.com/Plan)

## Event Ideas

- Movie Screening
- Cancel/Abortion Cartels Protest

## Suggested Resources

- Host *Unplanned* on your campus for FREE!
- Host a *Cancel/Abortion Cartels Protest* of a local pharmacy that has opted into distributing Chemical Abortion Pills by downloading our *Chemical Abortion Campus Toolkit* at [StudentsforLifeHQ.com/EmergencyResponse](https://StudentsforLifeHQ.com/EmergencyResponse).

## How to host a screening of *Unplanned*

1. Request an *Unplanned* screening at least two weeks in advance at [StudentsforLifeHQ.com/Unplanned](https://StudentsforLifeHQ.com/Unplanned).
2. Work with your group to pick a date and time for the movie.
3. Follow your school's policies to request a space for the event.
4. Once you get the screening license, submit to your school.
5. Promote the event online and at your school using the *Unplanned* resources which will be sent to you via email as a part of your request. You can also scan the QR code to download resources (at the bottom of this page)! Consider tabling the day of the movie to invite others to join the movie and learn more about the impact of abortion.
7. Before the event, try out the technology in the room and make sure that you are all set for a successful screening.
8. Your group can make this event as unique as you are! Your group can make popcorn, get pizza, or do anything to make it your own.
9. After the screening, there are discussion questions in the *Unplanned* Screening Guide.

## Event Ideas

- Support a local Pregnancy Help Center (PHC)

## Suggested Resources

- Become a *Standing With You Advocate* at [StandingWithYou.org/StudentAdvocate](https://StandingWithYou.org/StudentAdvocate)
- Host a *Standing With You Training* with Your Regional Coordinator.

## Top 3 Ways to Support a Local Pregnancy Help Center

1. Tour and volunteer at a local PHC
  - Get your group excited to start a relationship with your local PHC and to ensure that your peers on campus and in your community are supported.
  - Contact the director of your local PHC to set a date and time for your group to visit. Make sure the director knows you are there to visit and volunteer!
  - Organize volunteers to devote at least 2-3 hours to touring and volunteering at the local PHC.
  - Make sure all volunteers are set to volunteer and have fun helping mamas and babies in need!
2. Market your local PHC on your campus!
  - One of the greatest ways your group can help support your local PHC and women in need is by bringing their resources to your campus!
  - You have a few amazing options to do this. You can post flyers, have their materials on your table when you have a tabling event, and you can request that their information be posted on your school's website.
  - Ask the director of your local PHC how you and your group can market their materials! Host an online or in person baby item drive!
  - Follow the step-by-step guide at [StudentsforLifeHQ.com/BabyItemDrive](https://StudentsforLifeHQ.com/BabyItemDrive).
3. Host an online or in person baby item drive!



# SPRING SEMESTER GOALS

## Top Three Goals:

1. \_\_\_\_\_
2. \_\_\_\_\_
3. \_\_\_\_\_

**To Do:** \_\_\_\_\_






\_\_\_\_\_

\_\_\_\_\_

\_\_\_\_\_

## 5 Pillars Events Checklist

Write the event you did or plan to do in each pillar.

 <b>EFFECTIVE EDUCATION</b>	
 <b>PUBLIC POLICY</b>	
 <b>INDUSTRY IMPACT</b>	
 <b>RAPID RESPONSE</b>	
 <b>SUPPORTIVE SERVICES</b>	

# JANUARY 2024

PRO-LIFE PILGRIMAGE MONTH

SUNDAY	MONDAY	TUESDAY	WEDNESDAY	THURSDAY	FRIDAY	SATURDAY
	01 New Year's Day	02	03	04	05 National Leaders Collective Applications Open	06
07	08	09	10	11	12	13
14	15 Martin Luther King Jr. Day	16	17	18	19 National Pro-Life March	20 National Pro-Life Summit
21	22 51 <sup>st</sup> Anniversary of Roe v. Wade	23	24	25	26	27
28	29	30	31			

## Event Ideas

- Attend local pro-life marches.
- Join the National Pro-Life Summit.
- March in the National Pro-Life March.

## Suggested Resources

- Do not forget to request your *Standing With You Event-In-a-Box* at [StudentsforLifeHQ.com/EventinaBox](http://StudentsforLifeHQ.com/EventinaBox)
- Sign up for our National Pro-Life Summit at [ProLifeSummit.com](http://ProLifeSummit.com).
- Leadership Applications open January 5th. Apply at [StudentsforLife.org/Leadership](http://StudentsforLife.org/Leadership).

## How to Attend the National Pro-Life Summit & National Pro-Life March

1. Generate group's interest in attending both amazing national events. Host an interest meeting and get groups buy in!
2. Figure out transportation! Some groups drive, join a bus, rent a bus, or fly to D.C.
3. Fundraise, fundraise, fundraise. Your group can fundraise by hosting events on campus, selling merch or food, asking local pro-life organizations/churches to sponsor a student, and asking family and friends.
4. Work on logistics with your group and make sure everyone is on the same page. Make payments, figure out food, and other important things that will make your trip amazing!
5. Sign up to attend the National Pro-Life Summit at [ProLifeSummit.com](http://ProLifeSummit.com).
6. As the trip approaches, host a meeting to review planning and assign responsibilities if needed!
7. Communicate with attendees as much as possible so that no one misses important information. Ensure everyone knows what they need to do and bring for their trip.
8. HAVE FUN standing up for the voiceless preborn in our Nation's Capital and attending our National Pro-Life Summit!



For all the resources and sign-up pages, go to [StudentsforLifeHQ.com/Plan](http://StudentsforLifeHQ.com/Plan)



# FEBRUARY 2024

KEEP UP THE MOMENTUM MONTH

SUNDAY	MONDAY	TUESDAY	WEDNESDAY	THURSDAY	FRIDAY	SATURDAY
				01	02	03
04	05	06	07	08	09	10
11	12 SFLA National Spring Tour Starts	13 Join the National Leaders Collective Webinar	14 Lent Begins, 40 Days for Life Begins, & Valentine's Day	15 Apologetics Training	16	17
18	19 President's Day	20	21	22 Virtual High School Summit	23	24
25	26	27	28 What's Next Leadership Webcast	29		



For all the resources and sign-up pages, go to [StudentsforLifeHQ.com/Plan](https://StudentsforLifeHQ.com/Plan)

# MARCH 2024

KEEP UP THE MOMENTUM MONTH

SUNDAY	MONDAY	TUESDAY	WEDNESDAY	THURSDAY	FRIDAY	SATURDAY
					01	02
03	04	05	06	07	08	09
10	11	12	13 Apologetics Webinar	14	15 Students for Life Grad Cord Requests Open	16
17 St. Patrick's Day	18	19 National Pro-Life Generation Chalk Day	20	21 World Down-Syndrome Day	22	23
24 40 Days for Life Ends	25	26	27	28 Holy Thursday	29 Deadline for National Leaders Collective Applications & Good Friday	30 Holy Saturday
31 Easter						



For all the resources and sign-up pages, go to [StudentsforLifeHQ.com/Plan](https://StudentsforLifeHQ.com/Plan)

## Event Ideas

- Attend the National Virtual High School Summit.
- Join *40 Days for Life!*
- Host the SFLA National Spring Campus Tour. Request a tour at [StudentsforLifeHQ.com/CampusTour](https://StudentsforLifeHQ.com/CampusTour).
- Attend the National Leaders Collective Webinar and the *What's Next* Leadership Webcast at [StudentsforLifeHQ.com/Webinar](https://StudentsforLifeHQ.com/Webinar).

## Suggested Resources

- Apologetics Webinar
- The National Virtual High School Summit
- Request a *Respect Life Event-in-a-Box* at [StudentsforLifeHQ.com/EventinaBox](https://StudentsforLifeHQ.com/EventinaBox)

## How to Organize a 40 Days for Life Takeover

1. Go to [40DaysforLife.com](https://40DaysforLife.com) and find a campaign location.
2. Pick a date and time with your group leaders and promote to your group. Reverse the time for your group on the *40 Days for Life* website.
3. Organize volunteers to make signs for women in need. These signs can include pro-life, pro-woman messages like, "We love you and your baby," "You are NOT alone," "We Stand With You," "Free Resources at StandingWithYou.org," "Abortion Pill Reversal is Possible: 1-877-558-0333," "You deserve support NOT abortion."
4. Bring chalk with your group to chalk these pro-life, pro-woman messages around the abortion facility. In our *Respect Life Event-in-a-Box (EIB)*, you will find resources for your counseling. You can request the *EIB* at [StudentsforLifeHQ.com/EventinaBox](https://StudentsforLifeHQ.com/EventinaBox).
5. Your group should ask your Regional Coordinator for training on how to sidewalk counsel.
6. Prepare gift bags for moms in need with items included in our *Respect Life EIB*. Utilize the *Respect Life EIB* guide on how to prep those gift bags.

## Event Ideas

- Participate in Chalk Day at [StudentsforLife.org/](https://StudentsforLife.org/)  
**Chalk**
- Get involved with the Campaign for Abortion Free Cities at [AbortionFreeCities.org](https://AbortionFreeCities.org).
- Request the *Leadership* Training with your Regional Coordinator and group leaders!
- Attend the *Apologetics* Webinar at [StudentsforLife.org/Webinar](https://StudentsforLife.org/Webinar).

## Suggested Resources

- If you have not yet, join [StudentsforLifeHQ.com](https://StudentsforLifeHQ.com).
- Request your *Students for Life of America* Graduation Cards at [StudentsforLife.org/GradCord](https://StudentsforLife.org/GradCord)

## How to host National Pro-Life Chalk Day

1. This event is a wonderful way for your group to get the pro-life message out to your campus or in your community.
2. If needed, request approval from school to chalk on sidewalks surrounding campus.
3. Sign up for Chalk Day to receive a free kit and enter our Chalk Day Competition at [StudentsforLife.org/Chalk](https://StudentsforLife.org/Chalk).
4. Organize volunteers to meet before school starts to chalk.
5. Use messaging like: "You are not alone, we stand with you: StandingWithYou.org," "Human life is valuable," "Women deserve support not abortion," "Abortion harms women and their preborn babies," "Abortion is forever, Adoption is for Life," "Abortion stops a beating human heart," and any other positive pro-life messages your group wants to share!
6. Be creative with your chalking. Make sure that you are positive and life-affirming with your messages!
7. If you have any issues on campus with vandalism or censorship, please contact [FreeSpeech@StudentsforLife.org](mailto:FreeSpeech@StudentsforLife.org).



# APRIL 2024

LEADERSHIP TRANSITION TRAINING & ABORTION RECOVERY

SUNDAY	MONDAY	TUESDAY	WEDNESDAY	THURSDAY	FRIDAY	SATURDAY
	01	02	03	04	05	06
07	08	09	10	11	12	13
14	15	16	17 Leadership Training Webcast	18	19	20
21	22 Passover Begins	23	24	25	26	27
28	29	30 Passover Ends				



For all the resources and sign-up pages, go to [StudentsforLifeHQ.com/Plan](https://StudentsforLifeHQ.com/Plan)

# MAY 2024

CELEBRATE MOTHERHOOD MONTH

SUNDAY	MONDAY	TUESDAY	WEDNESDAY	THURSDAY	FRIDAY	SATURDAY
			01	02 Day of National Prayer	03	04
05	06	07	08	09	10	11
12 Mother's Day	13	14	15	16	17	18
19	20	21	22	23	24	25
26	27 Memorial Day	28	29	30	31	



For all the resources and sign-up pages, go to [StudentsforLifeHQ.com/Plan](https://StudentsforLifeHQ.com/Plan)

## Event Ideas

- Seniors: Order your free SFLA Graduation Cord at [StudentsforLife.org/GradCord](https://StudentsforLife.org/GradCord)
- Join our National *Leadership Transition* Webcast
- Host a Baby Item Drive
- Join our *Leadership Transition* Webcast at [StudentsforLife.org/WhatsNext](https://StudentsforLife.org/WhatsNext).

## Suggested Resources

- Request a FREE Plan Your Year Training & Guide at [StudentsforLife.org/Plan](https://StudentsforLife.org/Plan).

## How to Host an Online or In Person Baby Item Drive!

- Locate a maternity home or pregnancy resource center (PRC) in your area to send donations and find out what they need.
- Post *Standing With You* fliers around campus.
- Ask for donations from local churches.
- Leave 'drop boxes' in dorms and busy buildings
- Invite other like-minded campus groups to participate
- Set up a table on a busy day to encourage people to donate.
- Ask for the basic necessities that moms and babies will need.
- Keep the item drive going for at least 2 weeks to give donors a chance to drop off items.
- For more tips on how to host a successful item drive go to [StudentsforLifeHQ.com/BabyItemDrive](https://StudentsforLifeHQ.com/BabyItemDrive).

## Event Ideas

- Host a Baby Shower for an expectant mom!
- Organize a Meals for Mom to help a new mother with her little one.

## Suggested Resources

- Check out the Support Women track on Students for Life HQ for all the resources you need to celebrate Motherhood this month: [StudentsforLifeHQ.com/products/support-women](https://StudentsforLifeHQ.com/products/support-women)

## Step-By-Step Guide to Host a Baby Shower

- Pick your recipient.
- If for the client(s) of a local Pregnancy Help Center (PHC)... Contact your local PHO and introduce yourself and the Baby Shower idea.
- If for a student (or students) on campus... Ask their permission before you start organizing.
- Find a location on campus that is big enough to host a baby shower and reserve it.
- Advertise.
- Plan activities for the shower.
- Contact a local bakery and ask if they would be willing to donate baked goods. If not, make a sign-up sheet and have people volunteer to bake things and bring finger food.
- Collect donations or make a group gift.
- Decorate.
- Designate roles.
- Have your baby shower! Enjoy the shower, clean up.
- Set a date to drop off donations to the local PHO (if for PHO clients).
- Write thank you notes to ANY volunteers or local businesses who helped with the shower.
- For more in-depth instructions, utilize the step-by-step guide on [StudentsforLifeHQ.com/Babyshower](https://StudentsforLifeHQ.com/Babyshower).



# JUNE 2024

CELEBRATE FATHERHOOD MONTH

SUNDAY	MONDAY	TUESDAY	WEDNESDAY	THURSDAY	FRIDAY	SATURDAY
						01
02	03	04	05	06	07	08
09	10	11	12	13	14	15
16 Father's Day	17	18	19	20	21	22
23	24 Summer Leadership Academy Begins	25	26	27	28	29
30						

For all the resources and sign-up pages, go to [StudentsforLifeHQ.com/Plan](https://StudentsforLifeHQ.com/Plan)



## Event Ideas

- Host a Group.
- Group Successes Party.
- Join our Summer Leadership Academy.

## Suggested Resources

- Join the Summer Leadership Academy for training, fun giveaways, resources, a pro-life book, and accompanying journal. Register at [StudentsforLife.org/SummerLead](https://StudentsforLife.org/SummerLead).

## How to Host a Group Success Party

1. Review all of the amazing work you and your group have done this year.
2. Reserve a space and time to celebrate with your group.
3. Bring something fun to eat or snack.
4. Prepare fun awards like "Best Apologist," "Standing With You Warrior," and "Top Recruiter."
5. Go to [StudentsforLifeHQ.com/plan-june](https://StudentsforLifeHQ.com/plan-june) to download an End of Year PowerPoint template you can use to add group awards, photos, videos, and more!
6. Use this time to bond as a group, brainstorm fun events for next year, and thank graduating leaders!

# Standing With You

an initiative of *Students for Life*

## Our goal is to make abortion illegal and unthinkable.

It is our responsibility to support women and fight for Life. The goal of the Pro-Life Movement is to ensure that *No Woman Stands Alone*, In this Post-Roe America and one of the concrete ways *Students for Life* is leading to support women on campuses and in communities throughout our country is with our *Standing With You* Initiative.

The goal of this initiative is to help women see their children as a part of their future. No woman should feel she has to choose between her career or education and her child, and no woman has to choose abortion. We offer women free, life-affirming support that will empower her to achieve her goals and have her child.

## Become a *Standing With You* Advocate:

1. Bring life-affirming support and resources to your campus.
2. Work towards policy changes that protect pregnant and parenting students.
3. Partner with Pregnancy Health Organizations to create a life-affirming campus.

Also, consider applying to become a *Standing With You* Fellow (Applications open on January 2nd).

Become a *Standing With You* Advocate to bring life-affirming support to women on your campus and in your community at: [StandingWithYou.org](https://StandingWithYou.org). Starting January 5, 2022, apply for our *Standing With You* Fellowship at [StudentsforLife.org/Leadership](https://StudentsforLife.org/Leadership).

Pledge to support women at [StandingWithYou.org/Pledge](https://StandingWithYou.org/Pledge).







Students for Life Action trains and mobilizes this generation of pro-life leaders to impact public policy and influence key elections in order to restrict & abolish abortion in America.

### Our strategy is simple:



Elections



Laws



Leaders

1.

Become a State Captain at:  
[StudentsforLifeAction.org/Apply](https://StudentsforLifeAction.org/Apply)

2.


Host a Political Leadership Workshop on your campus at:  
[StudentsforLifeAction.org/AdvancedTraining](https://StudentsforLifeAction.org/AdvancedTraining)

3.

Join our SFLAction Call Squad at  
[StudentsforLifeAction.org/Squad](https://StudentsforLifeAction.org/Squad)

# MAKE YOUR CITY ABORTION FREE

### How To Get Active In Your Community:



Equip pro-life advocates to speak up against abortion by **ORGANIZING COMMUNITY EVENTS.**



Compassionately inform women in crisis that they have options by **ENGAGING IN SIDEWALK ADVOCACY.**



Alert the community about the dangers of the abortion industry by **KNOCKING ON NEIGHBORS' DOORS.**

Learn more at [AbortionFreeCities.org](https://AbortionFreeCities.org)  
Get Started Today! Email Your Regional Coordinator at  
[\[YourStateName\]@StudentsforLife.org](mailto:[YourStateName]@StudentsforLife.org).



# FREE TRAINING



Students for Life HQ:  
Your FREE portal to pro-life activism!



## Join Students for Life HQ and receive:

- Trainings on pro-life activism.
- Receive downloadable resources in our digital toolkits to print and use on campus.
- Opportunities for collaboration with other student leaders.

**JOIN TODAY!**

[StudentsforLifeHQ.org](https://StudentsforLifeHQ.org)

Schedule a **FREE** training for your pro-life group with a Students for Life Regional Coordinator.

## Most Popular Trainings

**Embracing Controversy:** How to Change Hearts and Minds by Embracing the Controversy of Abortion

**We Care:** Addressing the Case of Rape with Compassion

**Women Betrayed:** How Abortion Harms Women

**Pro-Life Apologetics** - Middle School, High School, College 101 & 201 Levels

## 5 Pillars Trainings

**The Five Pillars: An Overview**

**Saving Lives Through Public Policy**

**Changing Minds Through Effective Education**

**Stopping the Abortion Industry**

**Transforming Your Campus Through Supportive Services**

**Rapidly Responding to the Abortion Industry**

## Group Development Trainings

Recruitment

Leadership

Fundraising

Social Media

Embracing Controversy

Planning Your Year

Contact your Regional Coordinator by emailing them at [\[YourStateName\]@StudentsforLife.org](mailto:[YourStateName]@StudentsforLife.org)

Request a free training at [StudentsforLifeHQ.com/FreeTraining](https://StudentsforLifeHQ.com/FreeTraining)







# SAVE THE DATE

for the 2024 National Pro-Life Summit!

## 1.20.24

Saturday, January 20th, 2024  
9am – 6pm  
Grand Hyatt Washington  
1000 H St NW, Washington, D.C.



# Students for Life of America is GROWING!

Join the Pro-Life Generation by working full time to end abortion.



Competitive Salary



Generous Holiday, Vacation & Sick Time



Health, Dental & Vision Insurance



401k & Employer Contribution



Getting Paid to Abolish Abortion



To apply for jobs at Students for Life of America or other Pro-Life Organizations at [ProLifeFuture.org/Jobs](https://ProLifeFuture.org/Jobs).

We are **HIRING!**



# SFLA STORE



**Students for Life Gear**  
Spark conversations, change minds, save babies, and support our mission. [SFLAshop.org](https://www.SFLAshop.org)



During the school year, SFLA will have different themed materials that your Regional Coordinator can order for you for FREE!

Every *Event-in-a-Box* includes everything you need to host a particular pro-life event.

Request your FREE *Event-in-a-Box* at [StudentsforLifeHQ.com/EventinaBox](https://StudentsforLifeHQ.com/EventinaBox).







**STUDENTS  
FOR LIFE**  
OF AMERICA

1000 Winchester St. Suite 301  
Fredericksburg, VA 22401  
540-834-4600

**Connect with us:**

StudentsforLife.org  
@StudentsforLife on social media  
info@StudentsforLife.org

